

BEST FENCE

DOUBLE STOP

INSTRUCTIONS



**Best Fence Double
Stop Intro**



FastCap, LLC

5016 Pacific Highway
Ferndale, WA 98248

Toll Free: 1-888-443-3748

Phone: 1-360-752-2138

Fax: 1-360-650-1075

Web: www.fastcap.com

Email: info@fastcap.com

Updated: JULY 2024

BEST FENCE DOUBLE STOP

STEP 1




FIND INSIDE MEASUREMENT OF DOOR/WINDOW CASING

STEP 2




MEASURE CASING WIDTH & MULTIPLY BY 2
EX: 3-1/2" CASING → 3-1/2" X 2 = 7"

STEP 3




USING KNOB SLIDE BOTTOM STOP OUT TO THE MEASUREMENT CALCULATED IN STEP 2

STEP 4




MOVE DOUBLE STOP TO INNER CASING MEASURING FROM DOOR/WINDOW

STEP 5



SLIDE CUT END OF CASING UNDER THE DOUBLE STOP TILL LONGEST END TOUCHES THE BOTTOM PIECE.

STEP 6



MAKE CUT. FLIP CASING TO CUT YOUR NEXT BOARD.

SOME FEATURES AND ACCESSORIES MAY NOT BE INCLUDED WITH YOUR SYSTEM.
PLEASE VISIT WWW.FASTCAP.COM FOR MORE DETAILS.